

3 Year Programme for Cub Scouts

*Developed by
Stuart Leacy.*

Basic Knotting

Please make sure you have read the following carefully before using the material contained within this pack.

The ideas within this pack, are only suggestions based on the New Programme Material. They have not been endorsed by the Scout Association, and as such the Scout Association, or Stuart Leacy do not take responsibility for any liability caused by any of the ideas within this booklet. All ideas though, have been tested with a cub pack in Stevenage, and the resources have been extended to help with the delivery of the evening.

The programme plans, are not made to be comprehensive, but should go along way to fill the programme for the normal hour and half evening. Therefore care should be taken to make sure with your knowledge of the cub pack that the activities are suitable, and equipment and resources are available to fill the time allowed.

Some ideas are linked to the Programme Essentials section, and where this is the case, a page number will be found within the evening programme.

The prayers and games can be used with any other evening, but are more closely linked to the theme for that particular evening.

There are normally between 13 and 15 evening plans for each term, so therefore care will need to be taken to make sure the badge criteria is met when evening plans are missed out.

I hope you and your cubs will have as much fun using this pack, as I have with putting it together.

This booklet forms part of the extra resources which can be used within the 3 year programme.


The knots pictured in this booklet have not been drawn by myself, but from a sheet given to me to help teach my cubs knotting whilst I was a cub leader in the West Midlands. I hope that the person who originally drew them does not mind me including them within this booklet, as they are the best examples of drawn knots I could find.

I hope this resource will help you and your cubs start to tie some of the basic knots more successfully.

Stuart Leacy

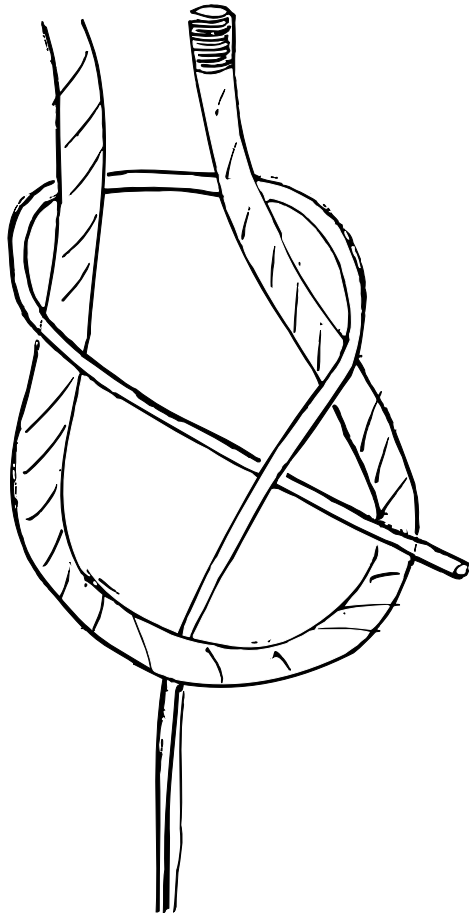
Round Turn and 2 half hitches

Uses 1) Securing one end of rope to a post, tree etc.




Sheet Bend

- Uses 1) Joining two ropes of **unequal** thickness.
2) Joining flag to halyard.



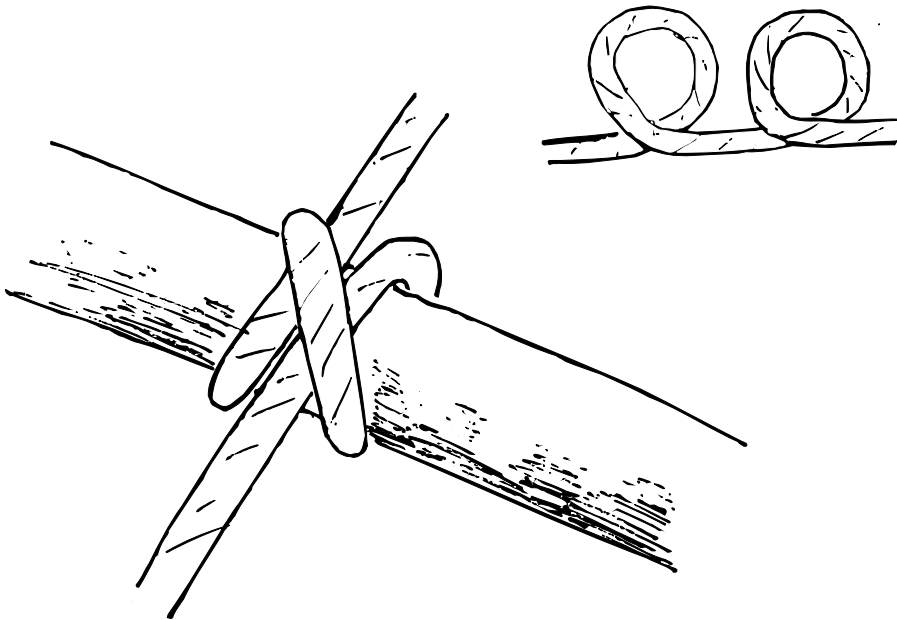
Reef Knot

- Uses 1) Joining two ropes of **equal** thickness.
2) Slings, Bandages etc. with triangular badges.
3) Parcels
4) The knot on the World Membership badge.



Clove Hitch

- Uses 1) For fastening a rope to a spar
(Scouts use it for starting and finishing square lashings)
- 2) Handy for building shelters and fixing boundary ropes to posts.



Bowline

- Uses 1) Rescue Knot - tied round waist (best secured with $\frac{1}{2}$ hitch.)
- 2) Used by climbers and cavers to secure safety rope.

